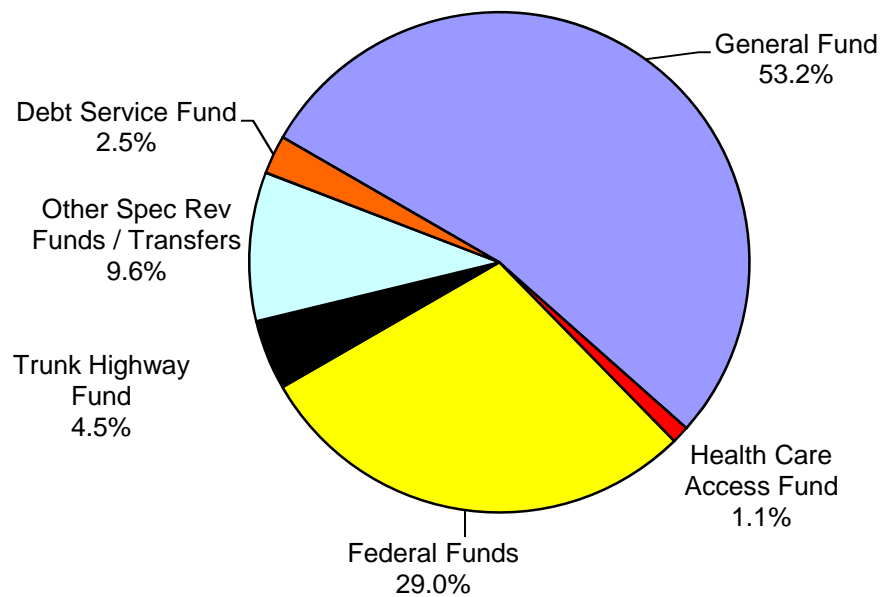


Total State 2012-13 Operating Budget February 2012 Forecast

All Operating Funds - By Fund Type

*2012-13 Budget
\$62.430 Billion Spending*

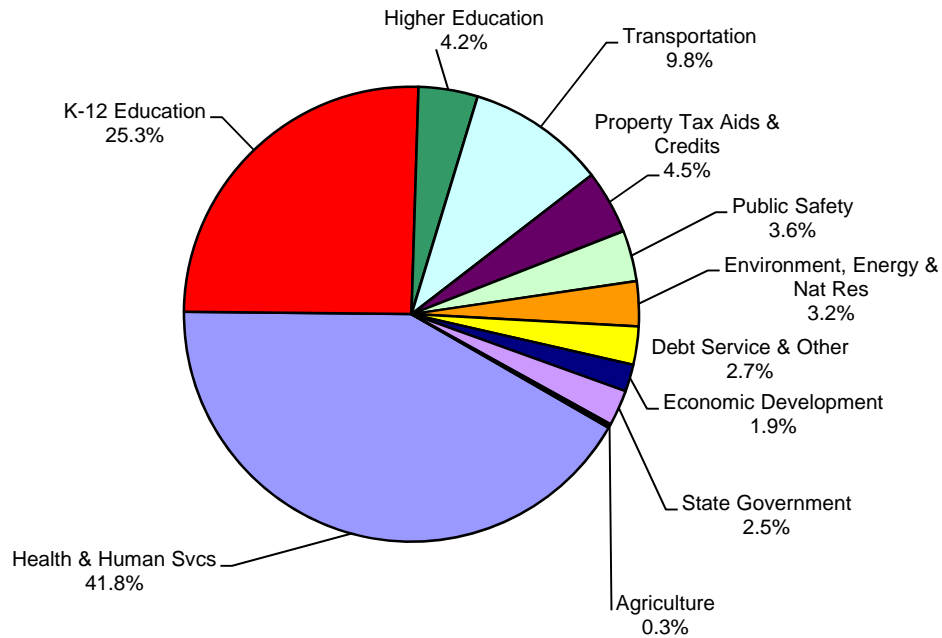


<u>Fund Type</u>	<u>(\$ in millions)</u>
General Fund	\$33,213
Health Care Access Fund	714
Federal Funds	18,110
Trunk Highway Fund	2,827
Other Spec Rev Funds / Transfers	6,009
Debt Service Fund	1,557
Total Spending	\$62,430

Total State 2012-13 Operating Budget February 2012 Forecast

All Operating Funds - By Omnibus Spending Bill

2012-13 Budget
\$62.430 Billion Spending



Omnibus Spending Bill:

(\$ in millions)

Health & Human Svcs	\$26,112
K-12 Education	15,809
Higher Education	2,633
Transportation	6,136
Property Tax Aids & Credits	2,829
Public Safety	2,252
Environment, Energy & Nat Res	1,998
Debt Service & Other	1,689
Economic Development	1,205
State Government	1,586
Agriculture	182

Total Spending

\$62,430

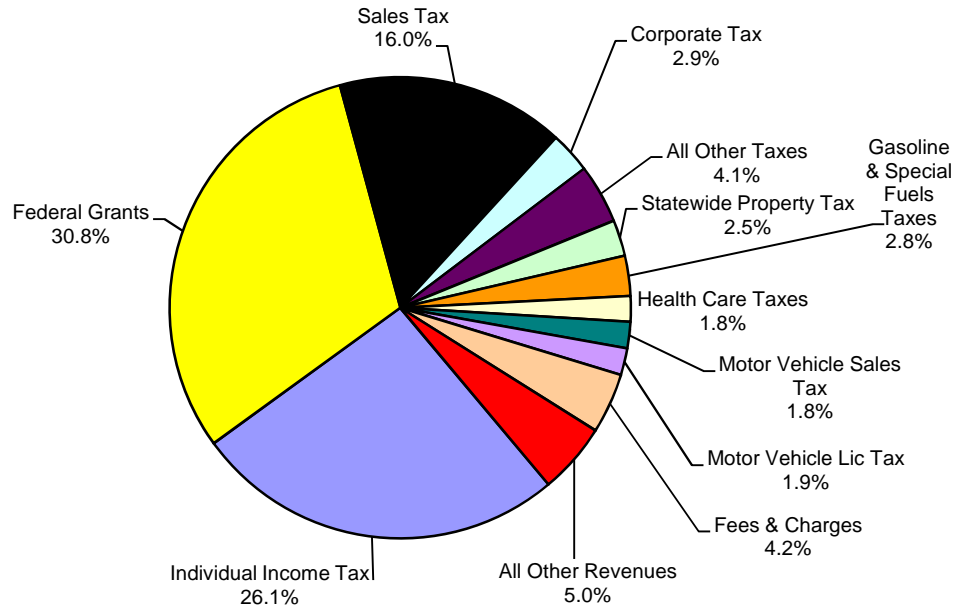
March 2, 2012
Minnesota Management & Budget

Where the Dollars Come From

All Operating Funds 2012-13 Biennium

February 2012 Forecast

2012-13 Biennium
\$62.263 Billion Revenues
\$4.341 Billion Balance Forward



Revenues

(\$ in millions)

Individual Income Tax	\$16,262
Federal Grants	19,165
Sales Tax	9,969
Corporate Tax	1,799
All Other Taxes	2,582
Statewide Property Tax	1,581
Gasoline & Special Fuels Taxes	1,754
Health Care Taxes	1,112
Motor Vehicle Sales Tax	1,151
Motor Vehicle License Tax	1,173
Fees & Charges	2,627
All Other Revenues	3,088

Total Revenues

\$62,263